

Generating Good Questions

Session Three



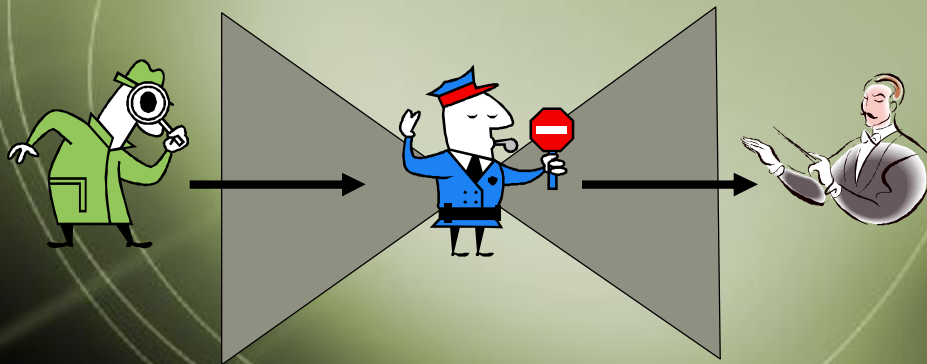
Aim Well

- ± *Introduction:*
Big Mac to Bible
- ± *Bible Study:*
No lecture lesson
- ± *Prayer:*
Praying Scripturally

Overall Structure

- ± Sharing Questions: Hook
- ± Observation Questions: Book
- ± Interpretation Questions: Look
- ± Application Questions: Took


Observation & Interpretation



Observation/Interp Questions

- ± Questions should have a goal and progression.
- ± Questions should be open-ended not limited.
- ± Don't be afraid of silence.
- ± Don't combine two questions into one.
- ± Leave them wanting more.
- ± Encourage others to ask questions.
- ± Tie everything back to the passage.

Application



Application

- ± **S** – Is there a *sin* for me to avoid?
- ± **P** – Is there a *promise* from God for me to claim?
- ± **E** – Is there an *example* for me to follow?
- ± **C** – Is there a *command* for me to obey?
- ± **K** – How can this passage increase my *knowledge* about God or about Jesus Christ?

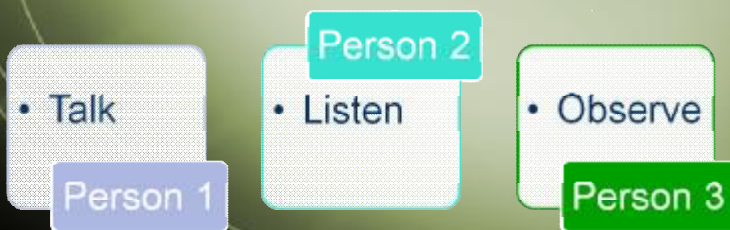
The Navigator Bible Studies Handbook, 23

Active Listening

- ± Body language, eye contact
- ± Follow up questions
- ± Paraphrasing the intent, not just content
- ± Clarifications
- ± Validating

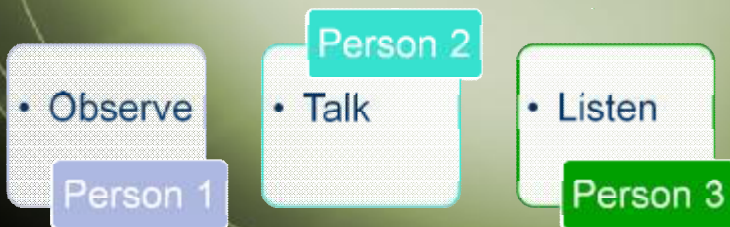
Group Activity

What is something you learned at a recent small group?



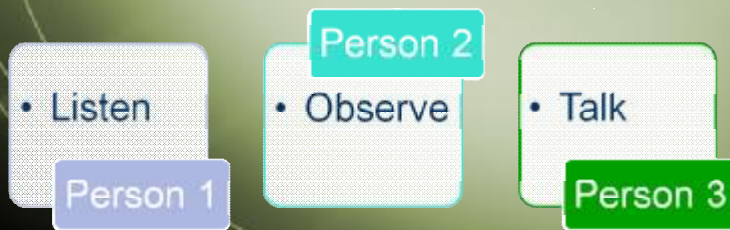
Group Activity

What is something you learned at a recent small group?



Group Activity

What is something you learned at a recent small group?

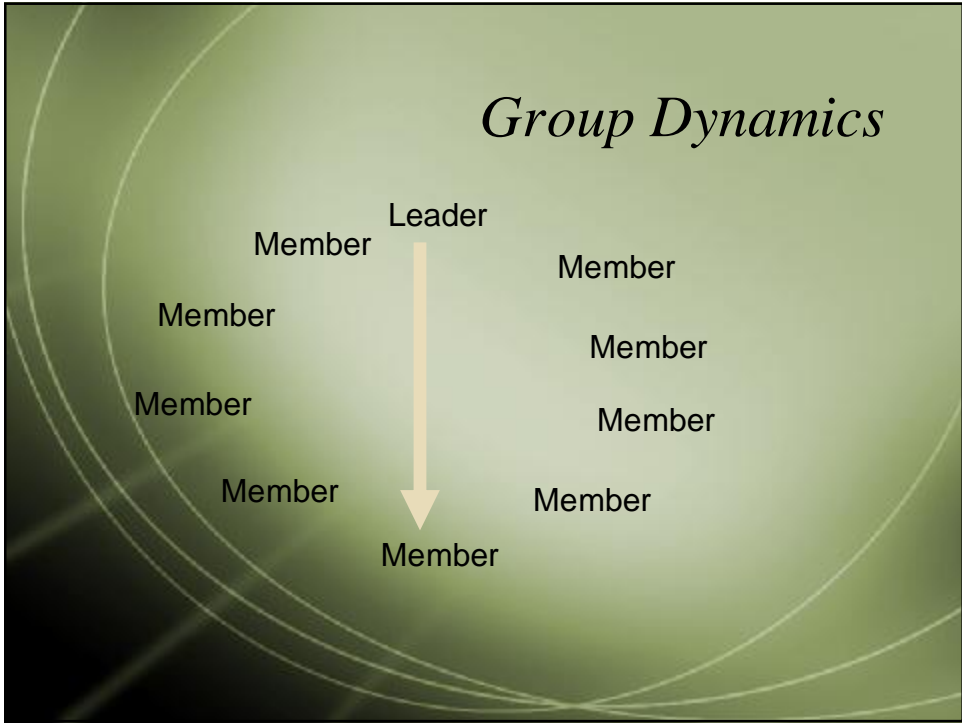


Group Activity

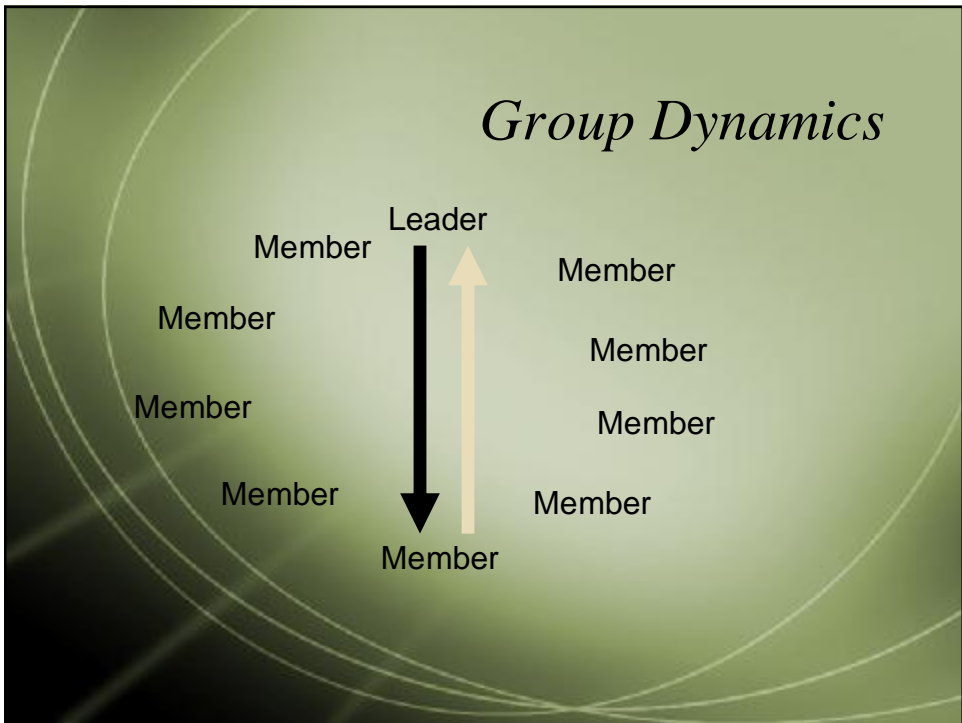
Which role was most comfortable for you?

- ± Talking
- ± Listening
- ± Observing

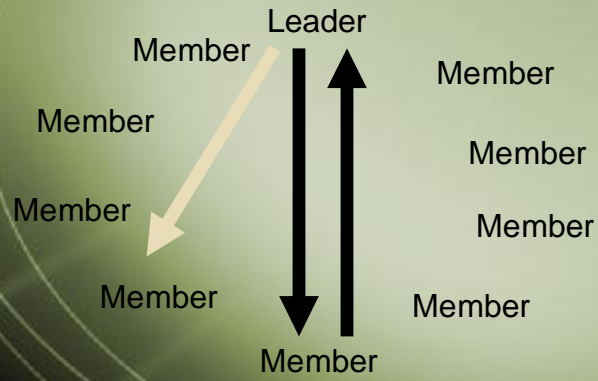
Group Dynamics




Group Dynamics




Group Dynamics



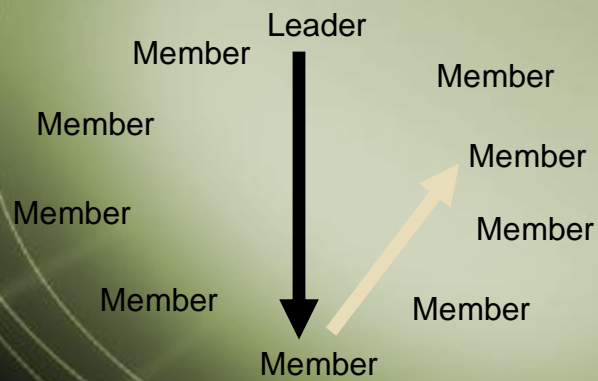
Group Dynamics



Mature Group Dynamics



Mature Group Dynamics



Facilitating Discussion

- ± Acknowledge people who speak
- ± Clarify what is being said and felt
- ± Take it to the group to discuss
- ± Summarize what has been said

